

Dampskibsselskabet NORDEN A/S CDP 2017 Climate Change Feedback Chart

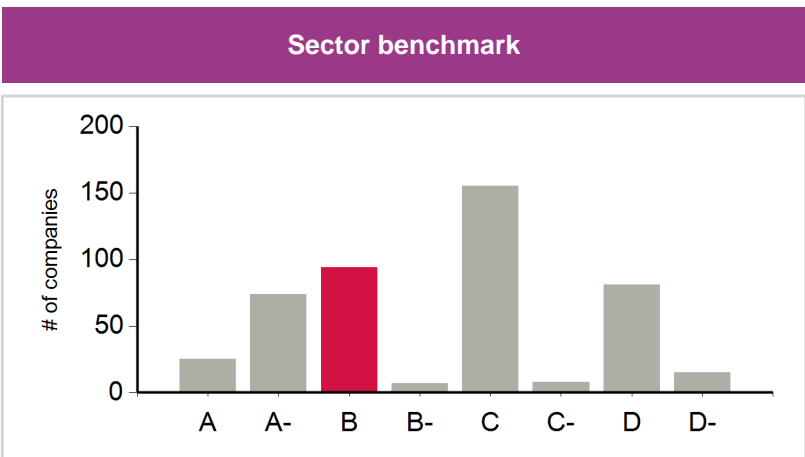
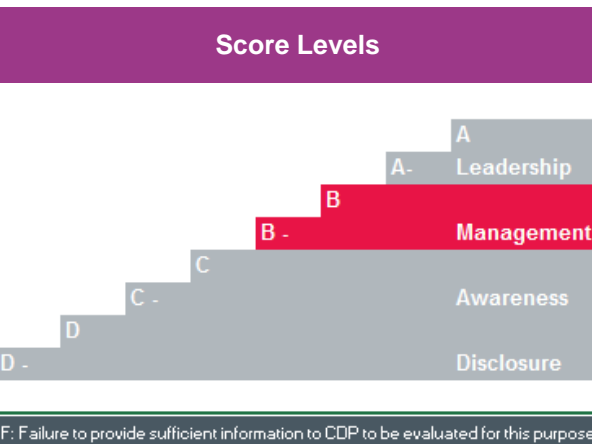
This feedback chart presents the score Dampskibsselskabet NORDEN A/S received for CDP's 2017 climate change questionnaire. The score is benchmarked against peer companies from the Industrials sector and the Water Transportation - Water Transportation industry. A breakdown of the score into categories of different areas of management, is presented on the reverse.

Dampskibsselskabet NORDEN A/S 2017 score

B

Dampskibsselskabet NORDEN A/S Score Level

Management

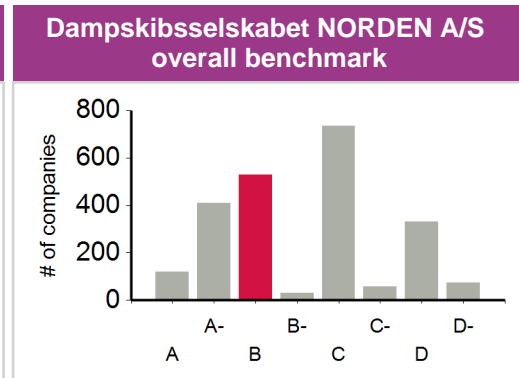
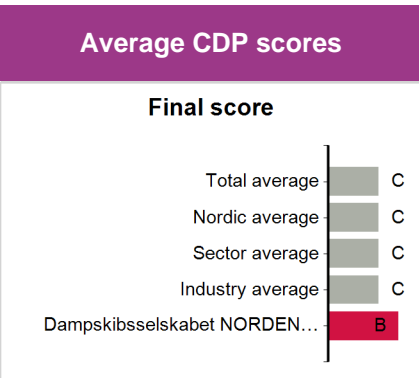


Score summary statement

Companies at Management level are taking further steps to effectively reduce emissions, indicating more advanced environmental stewardship. This good result signals that Dampskibsselskabet NORDEN A/S is measuring and managing its impact. Dampskibsselskabet NORDEN A/S has developed a policy and strategic framework within which to take action and reduce negative climate change impacts.

The bar chart above shows the count of scores achieved by sector peers in the Industrials sector. The band of Dampskibsselskabet NORDEN A/S is coloured red

Benchmarking 2017 climate change scores:



Dampskibsselskabet NORDEN A/S achieved a B, which is the score 24% of companies responding to CDP achieved, and 21% of companies within Industrials sector. Companies scoring a B find themselves within the 46% highest scoring companies, and within the 42% highest scoring companies in their sector. On the chart on the far left, the score Dampskibsselskabet NORDEN A/S achieved is benchmarked against average scores within its sector, sample and industry, and against the overall average score. The graph on the left shows the score distribution of all companies responding to CDP in 2017.

Dampskibsselskabet NORDEN A/S reported the following information:

- Targets have not been verified by SBTi
- An internal price of carbon is not in use
- A climate change risk process has been implemented
- The CDSB framework is used in reporting response to climate change

- Scope 1 emissions are disclosed
- Scope 2 emissions are disclosed
- The highest responsibility for climate change lies with the board
- There is engagement with value chain

Next Steps

CDP responses are scored by CDP's scoring partner organisations, using the [CDP Climate Change Scoring methodology](#)

[Read more on responding to CDP here and find out how other companies responded](#)

[CDP's services](#) help improve climate change performance

[Find out more about our campaigns](#)

[Learn more about the SBTi](#) and set a science based target for your organisation

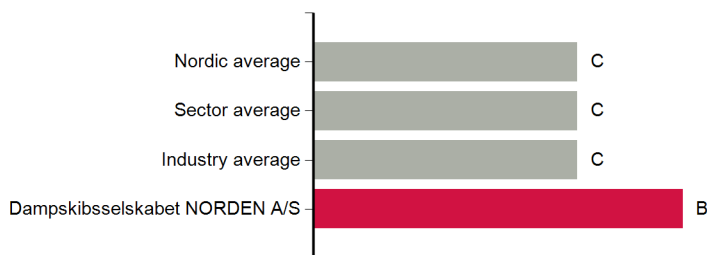
[Find out more about CDP's Water and Forest programs, as well as about the Supply Chain program](#)

Climate Change breakdown: category scores

Category scores provide one score for a group of questions with similar subject matter. They can be used to identify areas of strength and areas for improvement. **Please note that your category score will never be of a higher level than your overall score.**

Emissions Management

Measures the extent to which the company measures and manages its emissions

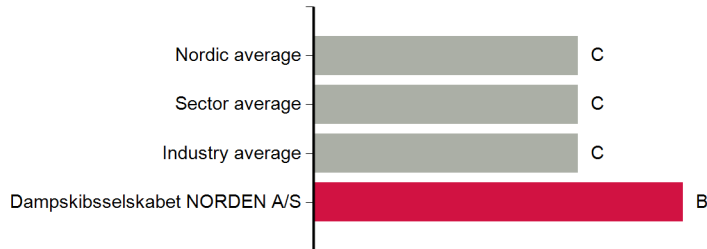


Emissions Management status

A Management level score in this section suggests the company has set medium- or long-term targets, is tracking its progress against goals and implementing emissions reduction activities to reach them. To reach Leadership status, the company could get its targets verified by the Science Based Target initiative.

Governance and Strategy

Measures the extent to which the company has policies and structures in place to actively manage climate change strategically

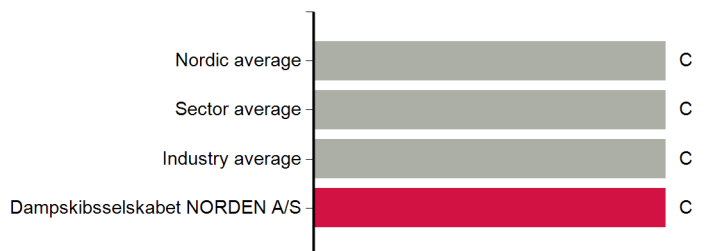


Governance and Strategy status

Achieving Management in this section suggests that there is a clear organizational framework for climate change, reflected in where the highest responsibility lies, how employees are incentivized, how climate change is integrated in the strategy and how the company communicates about this. To proceed to Leadership level, these policies could be better integrated throughout the business, and more information on how the company interacts with its value chain could be provided.

Risk and Opportunity management

Measures the ability to comprehensively assess climate change related risks and opportunities



Risk and Opportunity Management status

An Awareness score in this section indicates completeness of the response. The company has provided adequate information regarding the risks and opportunities stemming from climate change. In order to progress to the next level, a more company-specific description of those risks and opportunities might be necessary, or a more detailed explanation of why certain risks or opportunities were not deemed relevant to the company.

Verification

Measures the quality of the third party verification of emissions

Verification status

Dampskibsselskabet NORDEN A/S has submitted third party verification statements for Scopes I and II emissions, which were evaluated and which meet CDP criteria. Verification of emissions is best practice and gives the response more accuracy, demonstrating the credibility of emissions data reported

Not all companies requested to respond to CDP do so. Companies who are requested to disclose their data and fail to do so, or fail to provide sufficient information to CDP to be evaluated will receive an F. An F does not indicate a failure in environmental stewardship.